


Stærðarhugtök








© Setrið í
Sunnlækjarskóla
2010


Leiðbeiningar

- Klippið út myndirnar sem eru alltaf 3 eins og plastið þær.
- Festið þær svo á vinnublöðin (plöstuð) með frönskum rennilás.
- Þá eru t.d. boltarnir á vinnublaðinu hjá markinu og barnið þarf að setja réttan bolta í markið.







Settu minnsta bangsann í kerruna ?



Settu stæðstu kökuna á borðið ?




Settu minnsta boltann í markið ?



**Settu næst minnsta strákinn fyrir
framan tjaldið ?**




Settu minnstu peruna í ljósið ?



Settu stæðsta berið í skálina?



**Settu símann sem er í miðjunni í
hilluna ?**



**Settu stærsta bílinn fyrir framan
húsið ?**

